

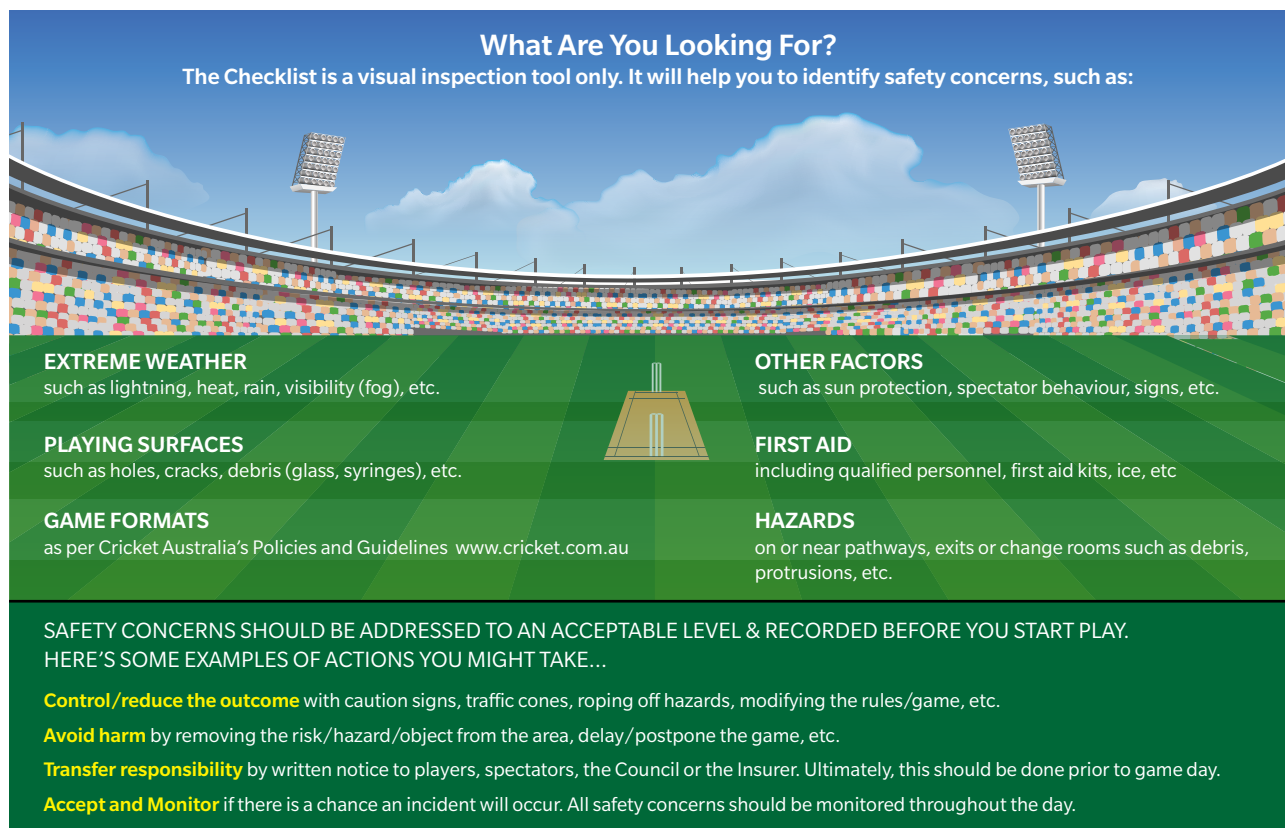
# JLT Sport Game Day and Training Checklist

Cricket Australia



# JLT Sport Game Day & Training Checklist Guidelines

This Checklist is a basic pre-game/training inspection tool that helps to identify safety concerns and record your actions.



**What Are You Looking For?**  
The Checklist is a visual inspection tool only. It will help you to identify safety concerns, such as:

<b>EXTREME WEATHER</b> such as lightning, heat, rain, visibility (fog), etc.	<b>OTHER FACTORS</b> such as sun protection, spectator behaviour, signs, etc.
<b>PLAYING SURFACES</b> such as holes, cracks, debris (glass, syringes), etc.	<b>FIRST AID</b> including qualified personnel, first aid kits, ice, etc
<b>GAME FORMATS</b> as per Cricket Australia's Policies and Guidelines <a href="http://www.cricket.com.au">www.cricket.com.au</a>	<b>HAZARDS</b> on or near pathways, exits or change rooms such as debris, protrusions, etc.

SAFETY CONCERNS SHOULD BE ADDRESSED TO AN ACCEPTABLE LEVEL & RECORDED BEFORE YOU START PLAY. HERE'S SOME EXAMPLES OF ACTIONS YOU MIGHT TAKE...

- Control/reduce the outcome** with caution signs, traffic cones, roping off hazards, modifying the rules/game, etc.
- Avoid harm** by removing the risk/hazard/object from the area, delay/postpone the game, etc.
- Transfer responsibility** by written notice to players, spectators, the Council or the Insurer. Ultimately, this should be done prior to game day.
- Accept and Monitor** if there is a chance an incident will occur. All safety concerns should be monitored throughout the day.

IMPORTANT NOTE: IF SAFETY CONCERNS CAN NOT BE ADDRESSED TO AN ACCEPTABLE LEVEL, THE CHECKLIST SHOULD NOT BE SIGNED. PLAY SHOULD NOT COMMENCE UNTIL CONDITIONS ARE ACCEPTABLE TO BOTH TEAMS.

## WHEN SHOULD THE CHECKLIST BE COMPLETED?

You should complete the Checklist before the commencement of each day's play for a game. The Checklist can also be used prior to training sessions. If conditions change, the Checklist should be reviewed again and further action taken if necessary (even if the Checklist has been completed earlier). A great time for the Checklist to be completed is before warm-ups. On subsequent days, it is suggested that a convenient time is agreed to complete the Checklist between the Umpires and Authorised Club Representatives – again preferably before warm-ups and well before the start of play.

## DUTY OF CARE

Clubs owe a duty of care to players, spectators and volunteers. Insurance cover may not exist for clubs and/or officials who show deliberate negligence or disregard for these responsibilities.

## SIGNING THE CHECKLIST

Some people view the formal nature of signing a document relating to risk and insurance as formidable. This is simply not the case and if a reasonable attempt to identify risks has been made then no concern is warranted. If reasonable care has been taken to provide a safe environment then signing the Checklist puts the club in a strong position to demonstrate it has taken a duty of care.

- **If the conditions are not safe ...** and can't be made safe for play, then it may be negligent to start playing/training. To play in these conditions is placing the club in a poor position to demonstrate any duty of care.

- **If something happens ...** and the Checklist has been used properly and signed, the club is in a strong position to demonstrate its duty of care as it has shown reasonable actions to provide a safe environment.
- **If the Checklist isn't signed...** and play commences in what appears to be normal conditions and an accident occurs resulting in serious injury, the club is in a poor position to demonstrate it has upheld its duty of care.
- **The basic message is ...** the club and its members, including the signatories, are in a better position to demonstrate a duty of care if they complete and sign the Checklist.

## PROTECTING CLUB OFFICIALS

Legislation and insurance exists to protect club officials who complete the Checklist, thereby demonstrating the club upheld its duty of care.

## INSURANCE

An important part of your Public Liability Insurance is that your club supports the use of Match Day Checklists. By addressing risk before match/training commences, you can reduce your club's exposure to injuries and/or legal action. Recording your actions on the Checklist may also assist in the defence of legal action against your club.

## STORING COMPLETED CHECKLISTS

JLT Sport recommend original Checklists are retained on file by the home club (or association where required) for a minimum of seven (7) years for future reference.

Game Venue:


Date of Inspection: DD/MM/YYYY

Time: HH:YY (24)


Home Team:

Away Team:

Training:



**YES (Acceptable)**  
If you are satisfied the conditions are safe to start play please mark (  ) in the "YES" column.



**No (Action Required)**  
If you find a safety concern please mark (  ) in the "NO" column and record your actions in the space provided.

Please refer to the Checklist Guidelines (page 1) for further information, terms & conditions. **(Acceptable) (Action Required) YES/NO**

**WEATHER CONDITIONS:**

• In regard to player safety, are the weather conditions satisfactory for play to commence?

**FIELD OF PLAY**

• In regard to player safety, are the playing surfaces (including the field and pitch) satisfactory for play to commence?

• Has all visible debris, that may affect player safety, been removed?

• Are the game formats and ground markings in-line with Cricket Australia's Playing Policy & Guidelines ("Well Played")?

• Are all sprinkler covers intact and level with the playing field?

• In regard to player safety, are the perimeter fences and/or signs free from visible hazards?

• Are all boundary markers (lines, ropes, hats, etc) at least 3 yards / 2.74 metres away from any off field hazards including but not limited to fencing, concrete perimeters, trees, or other solid structures which may cause injuries to fielders?

**FACILITIES**

• In regard to safety, are the public areas (e.g. seating and walkways) free of visible hazards?

• In regard to safety, are the player's areas (e.g. change rooms) free from visible hazards?

• Are First Aid facilities (e.g. First Aid Kit, qualified personnel and ice) on site and accessible?

• Are there shaded areas, sunscreen and clean drinking water available?

**OTHER FACTORS (PLEASE INSERT DETAILS OF SAFETY AREAS SPECIFIC TO YOUR CIRCUMSTANCES):**

• Are the following area/s (below) satisfactory for play to commence?

**PLEASE PROVIDE DETAILS OF ACTIONS TAKEN TO ADDRESS YOUR SAFETY CONCERNS:**

## DECLARATIONS

I / We declare that I / We are authorised representatives of the nominated Teams.

I / We declare that after reasonable inquiry, the following statements are true and accurate:

- A. the above inspection (Game Day Checklist) was completed as per the above date and time.
- B. all hazards, risks and safety concerns have been addressed to an acceptable level and recorded on this form (Sec. 5) both teams are satisfied that the playing conditions are acceptable prior to the commencement of play.;

## WHO SIGNS THE CHECKLIST?

As the home club is responsible to ensure the greater environment of the venue is safe for members and guests, an authorised (18+ years of age) home club representative signs the form. As the away team players and entourage participate in the game under the same conditions, an authorised (18+ years of age) away team representative also signs the form. As the laws of cricket state that umpires make decisions regarding the field of play, if a neutrally appointed umpire/s are in use there is space for the umpire to sign, effectively agreeing that the playing conditions are safe.

**Home Team Authorised Representative's Name  
(please print)**

**Away Team Authorised Representative's Name  
(please print)**

**Position at Club**

**Position at Club**

**Home Team Authorised Representative's Signature**

**Away Team Authorised Representative's Signature**

Disclaimer: Jardine Lloyd Thompson Pty Ltd (JLT) (ABN 69 009 098 864 AFS Licence 226827) arrange this insurance and are not the insurer. The JLT Group is a part of the Marsh & McLennan Companies (MMC) group of companies. The information contained in this publication provides only a general overview of subjects covered, is not intended to be taken as advice regarding any individual situation and should not be relied upon as such. Insureds should consult their insurance and legal advisors regarding specific coverage issues. All insurance coverage is subject to the terms, conditions, and exclusions of the applicable individual policies. JLT cannot provide any assurance that insurance can be obtained for any particular client or for any particular risk.